




Corona Discharge Cell Cleaning Instructions

CD cells within Ozotech products are designed for easy cleaning. Periodic cleaning of the CD cell is important to keep your generator operating effectively and efficiently. The following instructions depict CD cell replacement on an EOG 200. Other ozone generator models follow a similar procedure. The kit is appropriate for the following products: EOG 200, EOG 400, Poseidon 200, Poseidon 400, AIM PCS 200, AIM PCS 400.
CD Cell Cleaning Kit Part Number: 47044-1



CAUTION: UNPLUG POWER SUPPLY TO THE OZONE GENERATOR BEFORE PERFORMING SERVICE

1. Remove any cable ties that may be securing the CD cell into the grounding clips.
(1a.) Disconnect the cell from the unit by removing cell-to-board electrical connections and the (1b.) CD cell from it's mounting clips. (1c.) Remove the tubing from the cell barbs. (1d.) The cell is now free from the generator.



2. Connect the longer piece of clear tubing from your cleaning kit to one of the cell barbs.
(2a.) Attach the shorter piece of clear tubing from the kit to the open CD cell barb. (2b.) Insert the tubing adapter, attached to the syringe, into the open end of the short piece of tubing. Fill the beaker included in your kit with warm water. (2c.) Place the open end of the long clear tube into the beaker. Now you're ready to flush the cell.



3. Flush water through the cell by pulling back and pushing the syringe plunger. Water may become cloudy or discolored as the nitric byproducts are released from the CD cell during flushing. Discard and replace warm water in the beaker as cloudiness continues. Flush the CD cell until the water is clear.



4. Remove both pieces of tubing from the CD cell barbs. To dry the cell, place the nozzle of the compressed air into one of the barbs of the CD cell. Depress the trigger on the can to dry the cell until all moisture is evacuated from the cell.



5. Follow steps 1 to 1d. in reverse order to replace the clean CD cell into the ozone generator. Restore power to the ozone generator once all covers are replaced.